

Year 1 Home Learning
 Week beginning: 1st February

Year 1	Daily Task	Weekly Task	Optional Extra
Reading	Daily reading of your reading book, on Epic or another book from home. 😊	Our story this half term in <i>The Way Back Home</i> by Oliver Jeffers. Watch the story here: https://www.youtube.com/watch?v=RbyUrbOX5iU Answer the questions in Activity 1 . Remember to write your answers in full sentences. Weekly reading activity 2.	https://www.teachyourmonstertoread.com/ https://new.phonicsplay.co.uk/ (phase 4 and 5 games)
Writing	This week we are learning about a new word type. We have already learnt about nouns and verbs. This week we are learning about adjectives . Adjectives are words which are used to describe nouns. They might tell us about the size, colour, feel, taste, sounds or smell. We use our senses when creating adjectives. Complete the questions in Activity 2 - one per day.	In our Zoom lesson this week, we wrote the third plot point in our own story. Using the sheet provided, plan and write your next sentences based on the fourth plot point. See Activity 3 .	Create an information text to teach the Reception children about the moon. You could make a poster, a book or a leaflet. Make sure you include facts which are written with capital letters, finger spaces and full stops. I will also be looking to see if you are spelling space words correctly. You can include pictures or drawings and we will use your information texts in class when we are back at school.
Maths	Let's practise some things that we have learnt already. Each day, complete a Flashback 4 sheet.	Zoom lesson with Miss Fairless on Monday 1st at 10:30am This week we have been looking at subtraction within 20. https://whiterosemaths.com/homelearning/year-1/spring-week-3/ Subtraction activities.	Subtraction game: https://www.arcademics.com/games/mission

Year 1 Home Learning
Week beginning: 1st February

Topic	<p>Oak National Academy, Science, Key Stage 1, Seasonal Change, Lesson 4</p> <p>For this lesson you will need: a two-litre plastic bottle, a marker pen, scissors, a ruler, Sellotape and help from a grown up. You will also need the rainfall table from your pack.</p> <p>https://classroom.thenational.academy/lessons/how-can-you-measure-rainfall-cguk6d</p>		
Optional Extras	<p>This week you have a music lesson. Before Christmas, we were learning to find the pulse. This lesson will help you to develop that learning further.</p> <p>Oak Academy, KS1, Music, Pulse, Lesson 1</p> <p>https://classroom.thenational.academy/lessons/understanding-pulse-cdk38c</p>	<p>Activity 4</p> <p>Have a look at the piece of art in Activity 4. What do you see, feel, think, notice and wonder about this artwork?</p> <p>What can you find out about the artist?</p> <p>https://www.alanbean.com/</p>	<p>Find out about Neil Armstrong. Who was he? Where was he from? What was his job? Why is he famous? I have assigned some books about him on Get Epic, you might need a grown up to help you to read some of the words.</p> <p>The BBC Bitesize website also has some useful resources:</p> <p>https://www.bbc.co.uk/bitesize/topics/zhpchbk/articles/z4w3mfr</p>

Activity 1

1. How do you think the boy felt when the plane spluttered?

2. Where did the boy land?

3. How did he feel when he was alone?

Year 1 Home Learning
Week beginning: 1st February

Activity 2

Day 1 - complete the sentence:

Adjectives are used to _____.

Day 2 - circle the adjective in each sentence. Challenge: can you underline the noun that the adjective is describing?

1. Miss Fairless has a blue bag.
2. This cake is yummy.
3. Dougie has soft fur.
4. The car made a loud bang!

Year 1 Home Learning
Week beginning: 1st February

Day 2 - Colour all the adjectives:					
cup	jump	little	funny	tap	make
fluffy	sharp	pen	sing	pink	bright

Day 3 - use the adjectives above to write sentences in which they describe a noun:

Year 1 Home Learning

Week beginning: 1st February

Day 5 - draw your favourite toy and write adjectives to describe how it looks and feels:

My favourite toy is _____.

Year 1 Home Learning
Week beginning: 1st February

Rainfall Table

Day	Rainfall (cm)
Monday	
Tuesday	
Wednesday	
Thursday	
Friday	
Saturday	
Sunday	


The most rain fell on _____.

The least rain fell on _____.

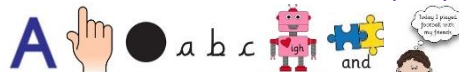
Challenge: How much rain fell in total this week? _____ cm

Activity 3

1. **Exploring the moon!** It's time to try and explore the moon. With the help of a grown up, research the moon. You might like to watch these videos: <https://www.youtube.com/watch?v=f4ZHdzl6ZWg> , <https://www.bbc.co.uk/bitesize/clips/zy89wmn#:~:text=Description%20Classroom%20Ideas-Description,any%20light%20of%20its%20own>. or look at some art by Alan Bean.
2. **The dark moon!** The boy was stranded on the moon and his torch was beginning to go out. On the thinking side of your page, gather a bank of adjectives that mean 'dark'.



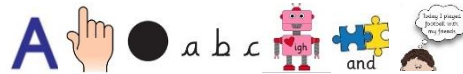
3. Now we are going to write a sentence to describe what it was like on the moon. In your sentence, can you join two adjectives using 'and'? My sentence is *Suddenly, up on the moon, it became dark and gloomy.* Remember to check and edit your sentence.



Year 1 Home Learning
Week beginning: 1st February

4. Our next sentence is going to be a feeling sentence. We know from the story that he was alone and feeling afraid. Using the thinking side of your page, can you come up with some more adjectives to describe how your character was feeling?

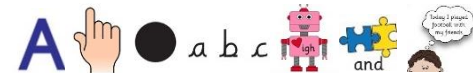
5. Write your next sentence to describe how your character was feeling. We are going to try and use 'and' again to join two adjectives. My sentence is *He felt fearful and panicky*. Remember to think, say, write and check your sentence.



6. What do you think your character will see in space? Research what is in space and use your thinking side to make a list. Try to spell these nouns correctly as they are important topic words - you can look up the spelling if you need to. Can you make these words plural? Do you need to add the suffix 's' or 'es'?



7. In our last sentence for plot point 4, we are going to list three nouns that your character saw in space. We will need to use 'and' but think about how many times you can use it. My sentence is *His torch shone on meteors, stars and craters*. Write your sentence that includes 3 nouns. Then check your sentence.



Miss Fairless' Writing

Thinking side

Dark gloomy foggy black grey shadowy dull dim	
Afraid unsure worried anxious lonely frightened panicky terrified	
Space nouns planet star shooting star comet crater rocket meteor	Plurals planets stars shooting stars comets craters rockets meteors

Writing side

Suddenly, up on the moon, it became dark and gloomy. He felt fearful and panicky. His torch shone on meteors, stars and craters.

Year 1 Home Learning
Week beginning: 1st February