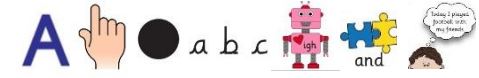


Year 1 Home Learning
 Week beginning: 25th January

| Year 1 | Daily Task | Weekly Task | Optional Extra |
|---------|---|--|---|
| Reading | <p>Daily reading of your reading book, on Epic or another book from home. 😊</p> <p>Keep practising a selection of your Tricky Troll words and Phonic Fairy sounds.</p> | <p>Last week, you looked at the front cover of the book <i>The Way Back Home</i> by Oliver Jeffers. Watch the story here: https://www.youtube.com/watch?v=RbyUrbOX5iU</p> <p>Answer the questions in Activity 1. Remember to write your answers in full sentences.</p> <p>Weekly reading activity 2</p> | <p>https://www.teachyourmonstertoread.com/ https://new.phonicsplay.co.uk/ (phase 4 and 5 games)</p> |
| Writing | <p>Last week we looked at nouns. What is a noun? This week we are going remind ourselves about verbs. What is a verb? Complete the verb activities below - one per day.</p> | <p>In our Zoom lesson this week, we looked at the first plot point in <i>The Way Back Home</i> and wrote the first few sentences of our own story. Using the sheet provided, plan and write your next sentences based on the second plot point. See Activity 4.</p> | <p>How many words can you think of that mean <i>big</i>? Write a list, you might like to use a thesaurus to help you. Can you use your new words to write sentences? They can be sensible or silly sentences but they must have capital letters, finger spaces and the correct punctuation at the end. Do you have any verbs in your sentences?</p> |
| Maths | <p>Use objects or the pictures in Activity 3 to practise counting in 2s, 5s and 10s.</p> | <p>Zoom lesson with Miss Fairless on Monday at 10:30am</p> <p>Addition on a number line activity.</p> <p>Addition word problems.</p> | <p>https://www.ictgames.com/mobilePage/funkyMummy/index.html Bonds to 10, then bonds to 20.</p> |
| Topic | <p>Oak National Academy, Science, Key Stage 1, Seasonal Change, Lesson 3</p> <p>https://classroom.thenational.academy/lessons/how-do-trees-change-across-the-seasons-chhk2r</p> | | |

Year 1 Home Learning
Week beginning: 25th January

| | | | |
|------------------------|---|--|---|
| Optional Extras | <p>I have set you some books about winter to read on Epic. Once you have read them, create a poster to show the signs of winter. You will need a nice, clear title at the top of your poster. Then you can draw and label the signs of winter.</p> <p>Challenge: Write in full sentences.</p> | <p>Birds can find it tricky to find food in winter. Do you know why? Make a bird feeder for the birds in your garden. Here are some ideas for you: https://www.redtedart.com/bird-feeder-crafts/</p> <p>How many birds do you see visit your bird feeder in one week? Keep a tally chart. Count in 5s to find out how many birds you saw altogether.</p> | <p>Work with a grown up to make some playdough. You will need to measure and mix. Once you have made your dough, use it to make your hand muscles strong by rolling, squeezing and shaping it. Once your hand muscles are strong, write down how you made your playdough. Make sure you say each sentence before you write it.</p> <p>https://www.bbcgoodfood.com/howto/guide/playdough-recipe</p> |
|------------------------|---|--|---|



Activity 1

1. What did the boy find in his cupboard?

2. He didn't remember leaving it there, how do you think it got there?

3. What did he decide to do after he found the object in his cupboard?

Year 1 Home Learning
Week beginning: 25th January

Verb activities

Day 1 - complete the sentence:

A verb is an _____. It is something that you can _____.

| Day 2 - Colour all the verbs: | | | | | |
|-------------------------------|-------|-----|--------|--------|------|
| run | chair | dog | sing | pretty | look |
| England | swim | jog | sweets | draw | tea |

Day 3 - tick the verbs:

wiggle

yummy

sit

scare

ride

pull

tent

swing

shirt

push

Year 1 Home Learning
Week beginning: 25th January

Day 4 - circle the noun in each sentence:

1. I ran to the house.

2. The dog is barking.

3. The flowers are growing.

4. There are lots of birds flying.


Day 5 - draw lines to match the verbs to the right pictures:



dream bounce throw talk hop ride dance swing

Year 1 Home Learning
Week beginning: 25th January

Activity 3

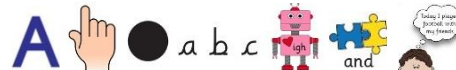


Activity 4

1. **Prepare for take off!** Imagine you are getting ready for a flight. Act out what you would do. How are you feeling? How do you think the boy is feeling?



2. **Soaring the skies!** On the thinking side of your page, brainstorm powerful verbs for the boy getting into the plane. I did some thinking time and have chosen the word 'clamber'. How many words can you think of? I have included some ideas if you need a little help.
3. In the next box on your thinking side, gather phrases that mean 'going on a trip'.
4. Now we are going to put our two sets of ideas together in our next sentence and join them using 'and'. My sentence is *The boy decided to clamber into the plane and take it on a trip*. Now write your sentence which includes the word 'and' to join your two ideas. Then check your sentence for:



Year 1 Home Learning
Week beginning: 25th January


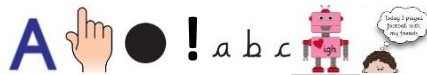
5. Our next sentence is going to describe the sky. Use the thinking side of your page to collect words to describe the colours - blue and purple. I have collected the word 'sapphire'.

6. Write your next sentence to describe the sky. My sentence is *The plane lifted off into the sapphire blue sky.* Remember to think, say, write and check your sentence.



7. Next, we are going to use our thinking side to collect words which mean 'moving higher'. In the next box can you write the past tense of each word, does it need the 'ed' suffix on the end? I have chosen the word 'soar' and the past tense will be 'soared'.

8. In our last sentence for plot point 2, we are going to use repetition. We will need to use an exclamation mark to punctuate our repetition. Your next sentence will describe the plane moving higher. My sentence is *Rising! Rising! Rising! The plane soared up in the sky.* Write your sentence by including a word that is repeated 3 times and a past tense verb. Then check your sentence.



Miss Fairless' Writing

Thinking side

| | |
|--|--|
| Getting into the plane clamber climb jump leap hop | Going on a trip have an adventure take a trip go on a mission explore the world |
| Blue sapphire navy cobalt azure arctic ocean | Purple violet amethyst plum |
| Going higher rising soaring flying ascending lifting | Past tense rose soared flew ascended lifted |

Writing side

The boy decided to clamber into the plane and take it on a trip. The plane lifted off into the sapphire blue sky. Rising! Rising! Rising! The plane soared up in the sky.