

Year 1 Home Learning  
 Week beginning: 18<sup>th</sup> January

Year 1	Daily Task	Weekly Task	Optional Extra																
Reading	Daily reading of your reading book, on Epic or another book from home. 😊	Last week you looked at a picture. The picture was from a book called The Way Back Home by Oliver Jeffers. Look at the front cover in Activity 1. What do you think is going to happen in this story?	<a href="https://www.teachyourmonstertoread.com/">https://www.teachyourmonstertoread.com/</a> <a href="https://new.phonicsplay.co.uk/">https://new.phonicsplay.co.uk/</a> (phase 4 and 5 games)																
Writing	In phonics on Monday, we reminded ourselves about nouns. Nouns are people, places and objects. Complete the noun activities below. If it is someone's name, what will they need at the beginning?	We are going to be using the book The Way Back Home by Oliver Jeffers to help us to write our own stories. On the front cover you can see a boy and an alien. The boy is the main character in the story. This week, I would like you to create your main character. Draw a picture of them and write some sentences to tell me about them. You will need to include: their name, whether they are a boy or a girl, their age, what they look like, what things they like (hobbies, food, colours) and what things they don't like. You could also tell me who they live with and whether they have any pets.	Play Boggle! How many words can you make using these letters? Tip: write out all of the digraphs and trigraphs you can make first!  <table border="1" data-bbox="1668 692 2024 1035"> <tr> <td>p</td> <td>l</td> <td>a</td> <td>m</td> </tr> <tr> <td>n</td> <td>e</td> <td>r</td> <td>y</td> </tr> <tr> <td>t</td> <td>v</td> <td>w</td> <td>i</td> </tr> <tr> <td>e</td> <td>g</td> <td>h</td> <td>b</td> </tr> </table>	p	l	a	m	n	e	r	y	t	v	w	i	e	g	h	b
p	l	a	m																
n	e	r	y																
t	v	w	i																
e	g	h	b																
Maths	Cut out the 0-20 number cards below. Place them face down. Pick a number card and represent it by drawing base ten equipment to represent the tens and ones. For example, if I pick the number 12, I will draw one group of ten and two extra ones.	<b>Zoom lesson with Miss Fairless on Monday at 10:30am</b>  This week we are looking at addition using numbers to 20. On Monday, we learnt how to add	Using your 0-20 number cards, place numbers 0-9 in one group, face down and the rest of the numbers in another group, face down. Pick a number from each group and write the addition sentence. Solve the equation by counting on using a number line or by drawing the tens and																

Year 1 Home Learning  
 Week beginning: 18<sup>th</sup> January

		<p>by counting on and how to draw base ten equipment to help us to solve addition problems.</p> <p><a href="https://whiterosemaths.com/homelearning/year-1/week-2-number-addition-and-subtraction-within-20/">https://whiterosemaths.com/homelearning/year-1/week-2-number-addition-and-subtraction-within-20/</a></p> <p>Complete the addition sheets in your pack.</p>	<p>ones. Remember to count on from the biggest number to find the whole.</p>
<p>Topic</p>	<p>Oak National Academy, Science, Key Stage 1, Seasonal Change, Lesson 2</p> <p><a href="https://classroom.thenational.academy/lessons/how-does-the-weather-change-across-the-seasons-ctj34d">https://classroom.thenational.academy/lessons/how-does-the-weather-change-across-the-seasons-ctj34d</a></p>		
<p>Optional Extras</p>	<p><a href="https://www.topmarks.co.uk/addition/robot-addition">https://www.topmarks.co.uk/addition/robot-addition</a></p>	<p>Find out some interesting facts about space, the planets or people who have been to space. You could use books or the internet with help from a grown up.</p> <p>These websites might be useful:</p> <p><a href="https://www.bbc.co.uk/bitesize/topics/zkvv4wx">https://www.bbc.co.uk/bitesize/topics/zkvv4wx</a>  <a href="https://www.natgeokids.com/uk/discover/science/space/ten-facts-about-space/">https://www.natgeokids.com/uk/discover/science/space/ten-facts-about-space/</a></p>	<p>Before Christmas, we were learning about the countries in the United Kingdom and their capital cities. What can you remember?</p> <p><a href="https://www.bbc.co.uk/bitesize/topics/zyhp34j/articles/z4v3jhhv">https://www.bbc.co.uk/bitesize/topics/zyhp34j/articles/z4v3jhhv</a></p>



Year 1 Home Learning  
Week beginning: 18<sup>th</sup> January

Writing activity - My main character

---

---

---

---

---

---

---

---

---

---

---

---

---

---

---

---

---

---

---


---

---

---

---

---





Noun activities

**Day 1 - complete the sentence:**



A noun is a \_\_\_\_\_, \_\_\_\_\_ or \_\_\_\_\_.

Day 2 - Colour all the nouns:					
run	chair	dog	sing	pretty	pencil
England	swim	school	sweets	home	tea



**Day 3 - go on a noun hunt around your house or on a walk. Write down the nouns that you see:**

 **People** 

Blank space for writing nouns related to people.

 **Places** 

Blank space for writing nouns related to places.

 **Things** 

Blank space for writing nouns related to things.

Year 1 Home Learning  
Week beginning: 18<sup>th</sup> January

**Day 4 - tick the nouns:**

chicken

yummy

sit

computer

ride

beach

tent

green

shirt

like

**Day 5 - circle the noun in each sentence:**

1. I went to the park.
2. The dog is barking.
3. Flowers can be yellow and blue.
4. There are lots of birds flying.

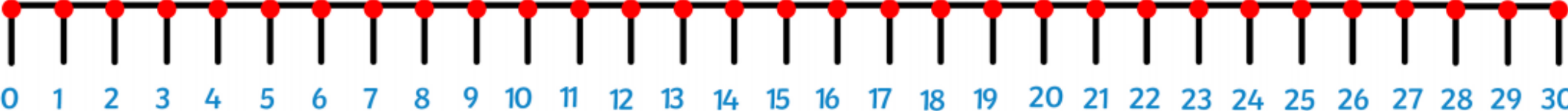
Year 1 Home Learning  
Week beginning: 18<sup>th</sup> January

Number cards

0	1	2	3
4	5	6	7
8	9	10	11
12	13	14	15
16	17	18	19
20			

Year 1 Home Learning  
Week beginning: 18<sup>th</sup> January

Number line





Year 1 Home Learning  
Week beginning: 18<sup>th</sup> January

Complete the addition equations:

a)  $12 + 7 =$

b)  $13 + 4 =$

$17 + 2 =$

$14 + 3 =$

$7 + 12 =$

$4 + 13 =$

$2 + 17 =$

$3 + 14 =$

Tick the addition equations that equal 16:

$14 + 2$

$15 + 2$

$10 + 6$

$1 + 16$

$3 + 13$

$12 + 5$

$11 + 5$

$1 + 15$

Year 1 Home Learning  
Week beginning: 18<sup>th</sup> January

**Colour all the addition equations that equal 20:**

$14 + 3$	$17 + 3$	$2 + 18$	$0 + 20$	$3 + 16$	$9 + 11$	$17 + 3$	$18 + 2$	$2 + 0$
$18 + 1$	$3 + 7$	$12 + 7$	$5 + 15$	$4 + 8$	$1 + 19$	$13 + 5$	$20 + 0$	$1 + 15$
$11 + 8$	$11 + 9$	$19 + 1$	$3 + 17$	$10 + 0$	$13 + 7$	$16 + 2$	$8 + 12$	$5 + 5$
$5 + 6$	$4 + 16$	$19 + 0$	$10 + 1$	$2 + 0$	$14 + 6$	$17 + 1$	$11 + 9$	$11 + 8$
$12 + 5$	$12 + 8$	$18 + 2$	$15 + 5$	$4 + 15$	$16 + 4$	$10 + 10$	$15 + 5$	$13 + 3$